

BENTON
DEVELOPMENT
GROUP

Many Communities. One Commitment.

BENTON COUNTY, IOWA LABORSHED ANALYSIS

RELEASED | 2016



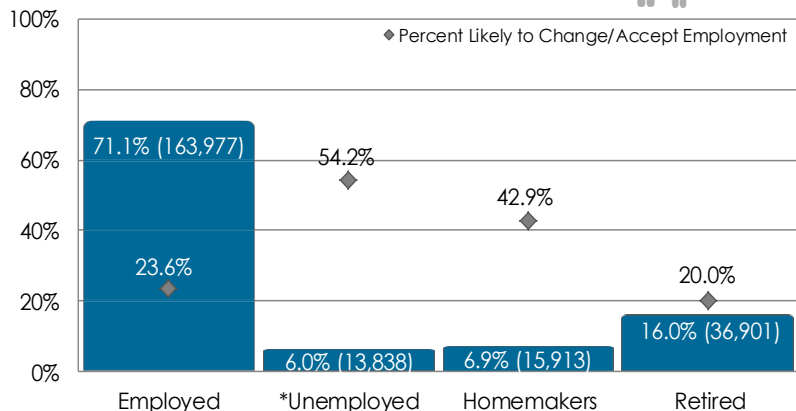
A STUDY OF
WORKFORCE
CHARACTERISTICS



BENTON COUNTY LABORSHED ANALYSIS

A Laborshed is the area or region from which an employment center draws its commuting workers. To determine the approximate boundaries of a Laborshed area, local employers supply the residential ZIP codes of each of their employees. This Laborshed analysis addresses the workforce characteristics of the Benton County Laborshed area.

EMPLOYMENT STATUS (ESTIMATED TOTAL)*



*Employment status is self-identified by the survey respondent. The unemployment percentage above does not reflect the unemployment rate published by the U.S. Bureau of Labor Statistics, which applies a stricter definition.

Estimated Population 18-64: 230,629 (entire Laborshed area)

Estimated Number of Individuals Very Likely or Somewhat Likely to Change or Accept Employment in Vinton (16,417):

- 13,317 Employed
- 816 Unemployed
- 846 Homemakers
- 1,438 Retired

UNDEREMPLOYMENT



	Underemployment	
	% Underemployed	Estimated Underemployed
Inadequate Hours	1.5%	200
Mismatch of Skills	1.0%	133
Low Income	0.7%	93
†Total Underemployment	3.0%	400

† Individuals may be underemployed for more than one reason, but are counted only once for total estimated underemployment.

EMPLOYMENT LEVELS AND STATUS BY INDUSTRY

Industry	Industry % of Employed	Estimated # of Employed	% Employed within the Industry	% Likely to Change Employment	% Unemployed* within the Industry
Healthcare & Social Services	15.6%	25,580	71.9%	24.4%	3.5%
Manufacturing	14.4%	23,613	67.9%	28.9%	8.9%
Wholesale & Retail Trade	12.5%	20,497	62.3%	33.3%	7.5%
Education	11.8%	19,349	70.5%	19.4%	0.0%
Professional Services	8.7%	14,266	82.1%	30.4%	7.1%
Public Administration & Government	8.4%	13,774	78.6%	13.6%	3.6%
Finance, Insurance & Real Estate	8.0%	13,118	72.4%	28.6%	3.4%
Construction	6.8%	11,150	75.0%	27.8%	16.7%
Transportation, Communication & Utilities	6.1%	10,003	66.7%	18.8%	8.3%
Personal Services	2.7%	4,427	63.6%	0.0%	9.1%
Agriculture, Forestry & Mining	2.3%	3,771	85.7%	16.7%	0.0%
Entertainment & Recreation	1.5%	2,460	**	**	**
Other	1.2%	1,968	**	**	**

** Insufficient survey data/refused

Survey respondents from the Benton County Laborshed area were asked to identify the industry in which they are currently working. The largest concentration of workers are employed in the healthcare & social services industry.

EMPLOYED - LIKELY TO CHANGE EMPLOYMENT

- 23.7% are actively seeking new employment
- 10.3% are working multiple jobs
- Currently working an average of 41 hrs/week
- Average age is 47 years old
- 28.4% currently working within the production, construction & material handling occupational category, followed by 22.4% within the professional, paraprofessional & technical occupational category
- Most frequently identified job search resources:

www.indeed.com
www.monster.com
www.corridorcareers.com

Internet, 82.5%

Newspapers, 25.4%
Gazette - Cedar Rapids
Waterloo-Cedar Falls Courier

Networking, 17.5%

IowaWORKS Centers, 14.3%



The underemployed are individuals who are working fewer than 35 hours per week but desire more hours; are working in positions that do not meet their skill or education level, or have worked for higher wages at previous employment; or are working at wages equal to or less than the national poverty level and work 35 or more hours per week.

COMMUTING STATISTICS



The map at the right represents the concentration of those who are likely to commute into Vinton from their home ZIP for an employment opportunity.

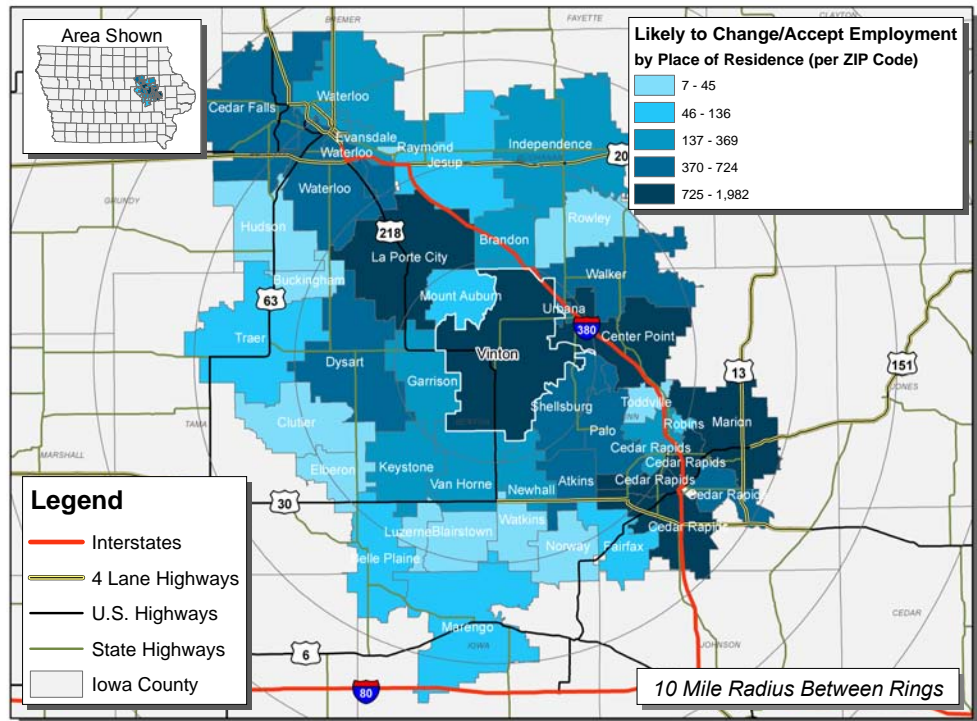
Those who are likely to change/accept employment in the Benton County Laborshed area are willing to commute an average of 24 miles one-way for employment opportunities.

The out commute for Vinton is estimated at 40.0 percent—approximately 1,111 people living in Vinton work in other communities.

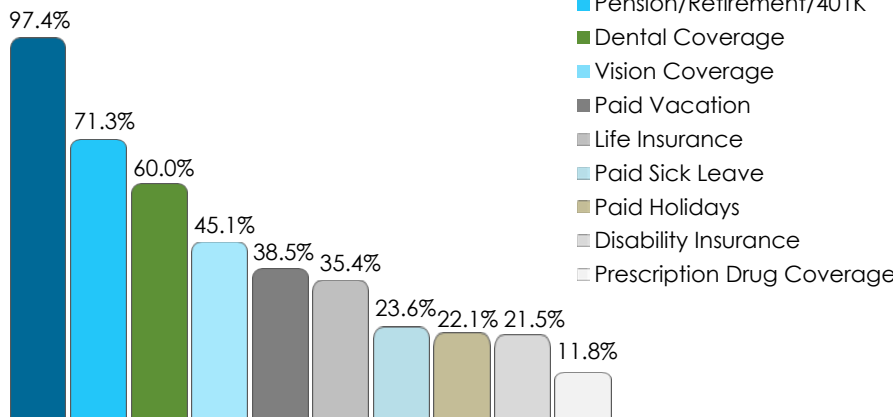
Most of those who are out commuting are working in Cedar Rapids or Waterloo.

Over one-fifth (22.2%) of out commuters are likely to change employment (approximately 247 people).

CONCENTRATION OF THOSE LIKELY TO CHANGE/ACCEPT EMPLOYMENT IN VINTON



TOP CURRENT BENEFITS OF THE FULL-TIME EMPLOYED



The survey provides the respondents an opportunity to identify employment benefits they currently are offered. The chart at left provides the percentage of responses from those that are currently employed full-time.

The majority (82.4%) of these respondents state they are currently sharing the cost of health/medical insurance premiums with their employer. However, 10.6 percent indicate their employer pays the entire cost of insurance premiums.

EDUCATION LEVELS AND MEDIAN WAGES BY INDUSTRY



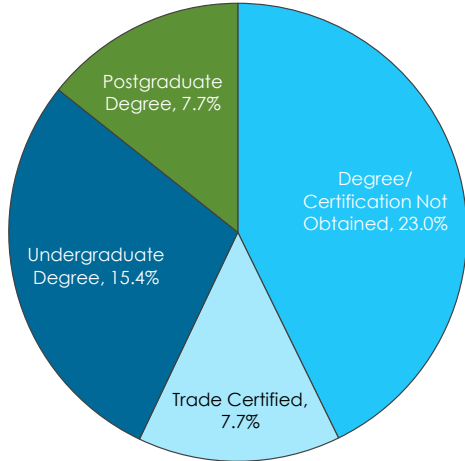
	Education			Median Wages	
	Some Level Beyond High School	Associate Degree	Undergraduate Degree or Higher	Annual Salary	Hourly Wage
Agriculture, Forestry & Mining	**	**	**	**	**
Construction	66.7%	8.3%	8.3%	**	\$26.30
Education	90.9%	2.3%	79.5%	\$63,000	\$10.50
Entertainment & Recreation	**	**	**	**	**
Finance, Insurance & Real Estate	79.3%	17.2%	31.0%	\$66,500	\$15.63
Healthcare & Social Services	86.0%	24.6%	35.1%	\$73,000	\$14.71
Manufacturing	64.3%	12.5%	26.8%	\$85,500	\$21.00
Personal Services	72.7%	9.1%	27.3%	**	\$13.75
Professional Services	71.4%	7.1%	42.8%	\$63,500	\$11.88
Public Administration & Government	60.7%	3.6%	21.5%	\$71,000	\$20.89
Transportation, Communication & Utilities	62.5%	8.3%	33.3%	\$100,000	\$19.00
Wholesale & Retail Trade	66.0%	17.0%	13.2%	\$39,000	\$9.00

This table includes all respondents without consideration of employment status or willingness to change/enter employment.

**Insufficient survey data/refused

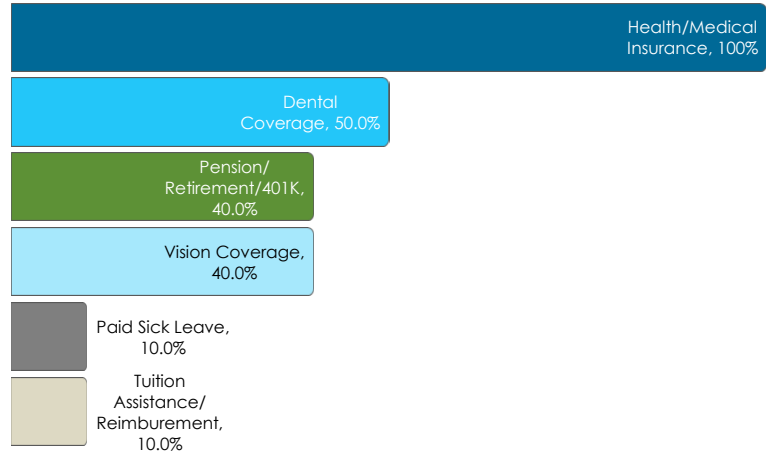
UNEMPLOYED - LIKELY TO ACCEPT EMPLOYMENT

- 28.6% are actively seeking employment
- An estimated 816 unemployed individuals are likely to accept employment in Vinton.
- Average age is 44 years old
- 69.2% are male; 30.8% are female
- **Education:**
 - 53.8% are educated beyond high school

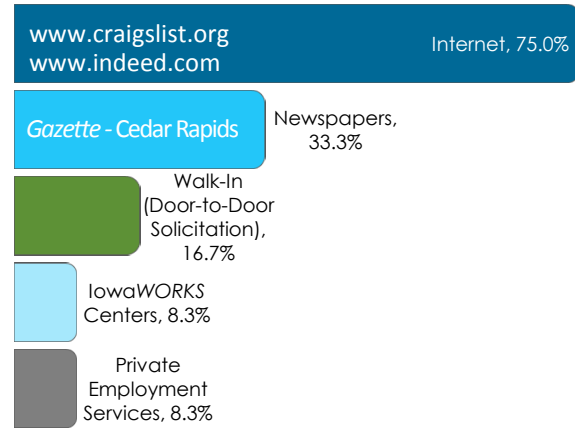


- **Wages:**
 - \$16.24/hr - to attract 66% of applicants
 - \$18.50/hr - to attract 75% of applicants
 - \$13.00/hr - lowest median wage willing to accept
- Willing to commute an average of 23 miles one way for the right opportunity
- 46.2% expressed interest in seasonal and 61.5% in temporary employment opportunities
- 30.8% expressed interest in working varied shifts

DESIRED BENEFITS



TOP UNEMPLOYED JOB SEARCH RESOURCES



SPONSORED IN PARTNERSHIP WITH:



FOR MORE INFORMATION REGARDING THE BENTON COUNTY LABORSHED ANALYSIS, CONTACT:

Benton Development Group
 303 1st Avenue
 Vinton, IA 52349
 Phone: 319-472-5545
 Email: info@bdgia.com
 www.bdgia.com



Data compiled and analyzed by:
 Iowa Workforce Development
 Labor Market Information Division
 1000 E. Grand Avenue, Des Moines, Iowa 50319
 Phone: (515) 281-7505 | Email: laborshed.studies@iwd.iowa.gov
 www.iowalmi.gov | www.iowaworkforcedevelopment.gov